




FULL OVERLAY

Available: Crestwood & Bria

The door styles shown on these three pages are available in Full Overlay, which is our most popular styling option. With Full Overlay styling, doors and drawer fronts are sized to cover most of the cabinet face, leaving minimal space between adjacent doors.



Chroma
Shown in Paintable, White
Available in all paint colors.
P



Linea
Shown in Paintable, Linen White
Available in all paint colors.
P



Hudson
Shown in Hickory, Caraway
A•C•H•M•O•P•Q



Homestead Panel
Shown in Paintable, Putty
A•C•H•M•O•P•Q



Arcadia Panel
Shown in Cherry, Coriander
A•C•H•M•O•P•Q



Hampton Panel
Shown in Maple, Cashew
A•C•H•M•O•P



Kendall Panel
Shown in Quarter-Sawn
White Oak, Whisky Barrel
A•C•H•M•O•P•Q



Paris
Shown in Quarter-Sawn
White Oak, Coriander
C•M•P•Q



Breckenridge Panel
Shown in Paintable, Pearl
A•C•M•P•Q



Arcadia Classic
Shown in Cherry, Sesame
A•C•H•M•O•P•Q



Camden
Shown in Cherry, Harvest
A•C•H•M•O•Q



Craftsman Panel
Shown in Quarter-Sawn
White Oak, Sesame
A•C•H•M•O•P•Q



Highland
Shown in Paintable,
Evergreen Fog
A•C•H•M•O•P•Q



Kendall
Shown in Knotty Alder, Sesame
A•C•H•M•O•P•Q



Avery
Shown in Cherry, Heather
A•C•H•M•O•P•Q

IMPORTANT: Accuracy of finish colors is subject to printing limitations and will not match actual product. Final finish selections should always be made from a door sample and/or display.

Full Overlay styling creates a sleek, integrated look because the design of the door is not interrupted between cabinets. The design emphasis is completely focused on the details of the door style because the door and drawer front cover most of the cabinet face. This is Dura Supreme's most expansive collection of door styles that complements every décor and includes our popular mitered doors.



PRICE GROUP 4/6

Meridien
Shown in Paintable, Linen White
A•C•H•M•O•P•Q



PRICE GROUP 4/6

Carson
Shown in Knotty Alder, Pebble
A•C•H•M•O•P•Q



PRICE GROUP 5

Covington
Shown in Paintable, White
C•H•M•O•P•Q



PRICE GROUP 5/7

Carson V-Groove
Shown in Paintable, Mushroom
A•C•H•M•O•P•Q



PRICE GROUP 5

Hampton Classic
Shown in Hickory, Morel
A•C•H•M•O•P



PRICE GROUP 5/7

Madison
Shown in Cherry, Heather
C•M•P



PRICE GROUP 5/7

Silverton
Shown in Paintable, Canvas
A•C•M•P



PRICE GROUP 5/7

Parker
Shown in Quarter-Sawn
White Oak, Alabaster
C•M•P•Q



PRICE GROUP 5/7

Sophia
Shown in Maple, Shell Gray
C•M•P



PRICE GROUP 5

Moda - Vertical
Shown in Maple, Natural
C•M•Q



PRICE GROUP 5

Reese
Shown in Cherry, Heather
C•M•P•Q



PRICE GROUP 6

Lancaster
Shown in Quarter-Sawn
White Oak, Toast
A•C•H•M•O•P•Q



PRICE GROUP 6/8

Middleton
Shown in Cherry,
Cashew with Coffee Glaze
A•C•H•M•O•P



PRICE GROUP 6/8

Monterey
Shown in Quarter-Sawn
White Oak, Sesame
A•C•H•M•O•P•Q



PRICE GROUP 6/8

Dempsey
Shown in Paintable, Zinc
C•M•P

A = Knotty Alder, C = Cherry, H = Hickory/Rustic Hickory, M = Maple, O = Red Oak, P = Paintable, Q = Quarter-Sawn White Oak

FULL OVERLAY cont.

With Full Overlay styling, hinges open 110° for full access to the cabinet interior and are fully adjustable for easy alignment of doors. A “soft close” mechanism, which cushions the door so that it closes softly (and cannot be slammed), is included.



Napa Panel
Shown in Quarter-Sawn White Oak, Cashew
A•C•H•M•O•P•Q



Lauren
Shown in Cherry, Sesame
C•M•P



Chapel Hill Panel
Shown in Paintable, Putty
A•C•H•M•O•P•Q




Chelsea
Shown in Paintable, Silver Mist
A•C•H•M•O•P•Q



Hawthorne
Shown in Red Oak, Cashew
A•C•M•O•P•Q



St. Augustine
Shown in Paintable, Linen White
A•C•H•M•O•P•Q



Marley
Shown in Knotty Alder, Cashew
A•C•H•M•O•P



Craftsman Beaded Panel
Shown in Paintable White
A•C•H•M•O•P•Q



Montego
Shown in Cherry, Toast
A•C•M•O•P



Bella
Shown in Quarter-Sawn White Oak, Desert Sand
A•C•H•M•O•P•Q



Nob Hill
Shown in Quarter-Sawn White Oak, Toast
A•C•H•M•O•P•Q



Venice
Shown in Maple, Shell Gray
C•M•P



Chapel Hill Classic
Shown in Paintable, Linen White with Platinum Glaze
A•C•H•M•O•P•Q

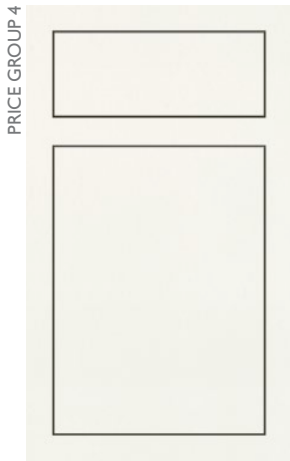


Sunbury House
Shown in Paintable, Software
A•C•H•M•O•P•Q

CRESTWOOD INSET

Available: Crestwood

Inset cabinetry is crafted by hand-fitting the door and drawer front within the face frame of the cabinet. Inset cabinetry is a popular and distinctive look inspired by early American furniture makers and offers an authentic, hand-crafted look with timeless appeal.



Chroma
Shown in Paintable, Dove
(non-beaded frame)
Available in all paint colors.

P



Homestead Panel
Shown in Paintable, Zinc
(non-beaded frame)
A•C•H•M•O•P•Q



Arcadia Panel/Kendall Panel
Shown in Knotty Alder, Toast
(with optional solid drawer front and beaded frame)
A•C•H•M•O•P•Q



Hudson
Shown in Cherry, Hazelnut
(non-beaded frame)
A•C•H•M•O•P•Q



Hampton Panel
Shown in Maple, Clove
(beaded frame)
A•C•H•M•O•P



Paris
Shown in Cherry, Morel
(non-beaded frame)
C•M•P•Q



Craftsman Panel
Shown in Quarter-Sawn
White Oak, Cashew
(non-beaded frame)
A•C•H•M•O•P•Q



Highland
Shown in Knotty Alder, Morel
(beaded frame)
A•C•H•M•O•P•Q



Meridien
Shown in Paintable,
Evergreen Fog
(non-beaded frame)
A•C•H•M•O•P•Q



Kendall
Shown in Hickory, Morel
(beaded frame)
A•C•H•M•O•P•Q




Avery
Shown in Paintable, Canvas
(non-beaded frame)
A•C•H•M•O•P•Q



Carson
Shown in Paintable, Mushroom
(non-beaded frame)
A•C•H•M•O•P•Q



Arcadia Classic
Shown in Cherry,
Whiskey Barrel
(non-beaded frame)
A•C•H•M•O•P•Q



Breckenridge Panel
Shown in Paintable, White
(non-beaded frame)
A•C•M•P•Q



Covington
Shown in Paintable, Silver Mist
(non-beaded frame)
C•H•M•O•P•Q

Inset cabinetry is available with a traditional “beaded” frame or with a more streamlined “non-beaded” frame and a concealed hinge with a soft-close feature to create a more modern look.



Carson V-Groove
Shown in Paintable, Classic White
(non-beaded frame)
A•C•H•M•O•P•Q



Reese
Shown in Paintable, Storm Gray
(non-beaded frame)
C•M•P•Q



Moda
Shown in Cherry, Sesame
(non-beaded frame)
C•M•Q



Silverton
Shown in Paintable, Dove
(beaded frame)
A•C•M•P



Parker
Shown in Paintable, Cast Iron
(non-beaded frame)
C•M•P•Q



Hampton Classic
Shown in Cherry, Caraway
(non-beaded frame)
A•C•H•M•O•P



Hawthorne
Shown in Paintable, Putty
(non-beaded frame)
A•C•M•O•P•Q



Lancaster
Shown in Rustic Hickory, Cashew
(with optional solid drawer
front and beaded frame)
A•C•H•M•O•P•Q



St. Augustine
Shown in Cherry, Cappuccino
with Charcoal Glaze
(beaded frame)
A•C•H•M•O•P•Q



Middleton
Shown in Paintable, White
with Platinum Glaze
(non-beaded frame)
A•C•H•M•O•P



Marley
Shown in Paintable, Zinc with
Shadow Glaze
(non-beaded frame)
A•C•H•M•O•P



Chapel Hill Panel
Shown in Paintable, Putty
(beaded frame)
A•C•H•M•O•P•Q



Lauren
Shown in Paintable, Linen White
(non-beaded frame)
C•M•P



Dempsey
Shown in Cherry, Desert Sand
(non-beaded frame)
C•M•P



Chelsea
Shown in Cherry, Heather
(non-beaded frame)
A•C•H•M•O•P•Q

PRICE GROUP 9/11



Monterey
Shown in Cherry, Cashew
(non-beaded frame)
A•C•H•M•O•P•Q

PRICE GROUP 10



Craftsman Beaded Panel
Shown in Paintable, Gale Force
(with optional solid drawer
front and non-beaded frame)
A•C•H•M•O•P•Q

PRICE GROUP 11



Montego
Shown in Maple, Shell Gray
with Shadow Glaze
(beaded frame)
A•C•M•O•P

PRICE GROUP 11



Nob Hill
Shown in Quarter-Sawn
White Oak, Alabaster
(beaded frame)
A•C•H•M•O•P•Q

PRICE GROUP 11




Sunbury House
Shown in Paintable, Canvas
with Sable Glaze
(beaded frame)
A•C•H•M•O•P•Q

PRICE GROUP 11



Chapel Hill Classic
Shown in Paintable, Dove
(beaded frame)
A•C•H•M•O•P•Q

PRICE GROUP 11



Bella
Shown in Paintable, White
(with optional solid drawer
front and non-beaded frame)
A•C•H•M•O•P•Q

OVERLAY

Available: Crestwood

Overlay styling is designed to show more of the cabinet frame between doors and drawer fronts and includes traditional door styles at a slightly lower cost. Hinges open 105° and a soft-close feature is included.



Santa Fe Panel
Shown in Paintable, Canvas
A•C•H•M•O•P•Q



Oxford Panel
Shown in Cherry, Cappuccino
A•C•H•M•O•P•Q



Manchester Panel
Shown in Red Oak, Cashew
A•C•H•M•O•P



Nolan
Shown in Cherry, Toast
A•C•H•M•O•P•Q



Campbell
Shown in Hickory, Morel
A•C•H•M•O•P•Q



Oxford Classic
Shown in Paintable, Dove
A•C•H•M•O•P•Q



Manchester Classic
Shown in Knotty Alder, Brindle
A•C•H•M•O•P



Summit
Shown in Cherry, Allspice
A•C•H•M•O•Q



Holland
Shown in Quarter-Sawn
White Oak, Morel
A•C•H•M•O•P•Q



Porter
Shown in Red Oak, Hazelnut
A•C•H•M•O•P•Q



Sierra
Shown in Paintable, Zinc
A•C•M•P



Taylor
Shown in Maple, Cashew
C•M•P

MULLIONS

Available: Crestwood & Bria

Glass doors with mullions create an attractive showcase for your favorite plateware and glassware. Our unique mullion patterns create a distinctive focal point in your kitchen whether you select two doors or an entire row of cabinets with mullions.



Mullion Pattern #1



Mullion Pattern #2



Mullion Pattern #3



Mullion Pattern #6




Mullion Pattern #7



Mullion Pattern #9



Mullion Pattern #10



Mullion Pattern #11



Mullion Pattern #12



Mullion Pattern #13

ACCENT




Mullion Pattern #14 LEFT




Mullion Pattern #15



Mullion Pattern #14 RIGHT



Reeded Panel
Shown in Paintable, White
A•C•H•M•O•P•Q




Louvered Door
Shown in Paintable, White
A•C•H•M•O•P•Q

CONTEMPORARY STYLING

Available: Bria

The door styles shown below are a sampling of our Contemporary door style collection available for our frameless Bria Cabinetry. Explore a wide variety of sleek materials from matte to textured and even glossy.



Jace
MATTE FOIL
Shown in Black



Alpine
LAMINATE
Shown in Boardwalk Oak
(7983K-12)



Ella
MATTE TFL
Shown in Mint Green



Randall
MATTE FOIL
Shown in Nordic White



Sutton
MATTE FOIL
Shown in Midnight



Kips
MATTE FOIL
Shown in Flint



Berkley
MATTE FOIL
Shown in Mist



Bowery
MATTE FOIL
Shown in Haze



Aiden - Vertical
SCULPTED TFL
Shown in Siena



Aiden - Horizontal
SCULPTED TFL
Shown in Siena



Tempo - Vertical
TEXTURED TFL
Shown in Drifted Oak



Tempo - Horizontal
TEXTURED TFL
Shown in Vail



Moda - Vertical
VENEER
Shown in Maple, Natural




Moda - Horizontal
VENEER
Shown in Quarter Sawn
White Oak, Cashew



Dash
TEXTURED TFL
Shown in Lodge Oak

Available: Bria

For more details and colors options, please see our Contemporary Styling brochure and contact your local Dura Supreme Showroom to see samples in-person.



Allura Gloss
ACRYLIC
Shown in Stone

Allura Matte
ACRYLIC
Shown in Navy

Talia - Vertical
WIRED GLOSS FOIL
Shown in Mercury

Talia - Horizontal
WIRED GLASS FOIL
Shown in Bronze

Quinn
TEXTURED TFL
Shown in Cottage Oak



Metro - Vertical
EXOTIC VENEER
Shown in Bamboo, Natural

Metro - Horizontal
EXOTIC VENEER
Shown in Shale, Natural

ALUMINUM FRAME DOORS

Available: Bria

Aluminum Frame doors are a popular way to incorporate glass doors within a contemporary kitchen. Available with an array of clear, frosted, backpainted, and patterned glass options, Aluminum Frame doors are an ideal choice for contemporary designs that favor sleek, clean lines. See your Dura Supreme kitchen designer for metal finishes, frame designs and glass options. Please note, not all styles are shown.



Aluminum Frame 1*
Shown in Natural Aluminum

Aluminum Frame 2*
Shown in Natural Aluminum

Aluminum Frame 3*
Shown in Natural Aluminum

Aluminum Frame 4*
Shown in Natural Aluminum

Aluminum Frame 6*
Shown in Natural Aluminum

* Aluminum Frame doors are available with a variety of decorative glass inserts, frame styles, and finishes.

LEADED GLASS

Available: Crestwood & Bria

Our leaded glass designs create a stunning accent within your Dura Supreme kitchen.

A variety of decorative glass options are available along with optional finishes for the metal coming.



LG-20



LG-23



LG-27



LG-40



LG-41



LG-45



LG-46



LG-48



LG-49



LG-50

WIRE MESH



LG-51



LG-52



Style 1, Black Mesh



Style 2, Satin Brass Mesh



Style 3, Antique Brass Mesh



SATIN BRASS



STAINLESS STEEL



ANTIQUE BRASS



FLAT BLACK

PAINT FINISHES

Our popular painted finishes are selected for their crisp, classic styling and their rich, depth of color. They are used throughout entire kitchens and often as accent colors on an island or cook center. Dura Supreme offers an attractive palette of fashionable and classic colors. Custom colors are also available to perfectly match any shade, or select from the entire Sherwin Williams or Benjamin Moore paint palette with our Personal Paint Match program.




Graphite paint

Linen White paint

— PAINTABLE —



WHITE DOVE CLASSIC WHITE LINEN WHITE PUTTY CANVAS PEARL




SILVER MIST MUSHROOM ZINC STORM GRAY GRAPHITE BLACK



Also available on Red Oak.

CURATED
-COLORS-



EVERGREEN FOG SOFTWARE CAST IRON ROCK BOTTOM GALE FORCE CYBERSPACE

Sherwin-Williams and Benjamin Moore colors can be matched with our Custom Color or Personal Paint Match program.

STAINED FINISHES

Dura Supreme offers a beautiful palette of hand-rubbed, stained finishes that enhance the natural character and grain of the wood species. Our finish artisans meticulously sand the entire surface and profiles of the door so that the stain is absorbed evenly. The stain is then applied over the surface and wiped by hand so that it develops a beautiful, transparent color that fully showcases the grain and character of the wood. Our durable catalyzed conversion varnish sealer and topcoat protect the finish and create a soft luster with a smooth, silky feel.

CHERRY								
	CORIANDER	NATURAL	DESERT SAND	SESAME	CASHEW	WHISKEY BARREL	HEATHER	BUTTERNUT
								
	HARVEST	TOAST	CLOVE	MOREL	MISSION	CAPPUCCINO	HAZELNUT	ALLSPICE
								
	PEBBLE	CARAWAY	PRALINE	POPPY SEED	MOCHA	JAVA	ONYX	
								
	ALABASTER	CORIANDER	NATURAL	DESERT SAND	SESAME	CASHEW	WHISKEY BARREL	HEATHER
								
	BUTTERNUT	TOAST	MOREL	SHELL GRAY	MISSION	BRINDLE	CAPPUCCINO	HAZELNUT
								
PEBBLE	CARAWAY	PRALINE	POPPY SEED	MOCHA	ONYX			

IMPORTANT: Accuracy of finish colors is subject to printing limitations and will not match actual product. Final finish selections should always be made from a door sample and/or display.

MAPLE



QUARTER-SAWN WHITE OAK



RED OAK




HICKORY OR RUSTIC HICKORY



CERUSED FINISHES

This masterful, hand-crafted finish technique celebrates the beauty of the wood grain. Once stain is applied by hand and sealed, a Cerused finish is applied to the entire surface and then wiped by hand to highlight the open grain. The pigmented filler, historically called “liming” or “cerused” is a contrasting pigment that fills the open grain of Oak and highlights the grain texture with a soft contrast. Cerused is an artistic, hand-detailing technique that will have unique, subtle variations with each application.



QUARTER-SAWN WHITE OAK



STAIN/GLAZE FINISHES

Glaze is a semi-transparent color that is applied over the stain for added depth and dimension. Along profiles and corners, the glaze highlights and accentuates the details of the door. Glaze is an artistic, hand-applied finish technique that will exhibit subtle and unique variations. Dura Supreme's glaze is sprayed over the entire surface and tints the base stain color and adds accents along profiles and edges.

GLAZE

Cherry/Sesame/Coffee Glaze



—CHERRY—



DESERT SAND/ COFFEE DESERT SAND/ SHADOW SESAME/ COFFEE SESAME/ SHADOW SESAME/ CHARCOAL CASHEW/ COFFEE



TOAST/ SHADOW TOAST/ CHARCOAL MOREL/ CHARCOAL MISSION/ CHARCOAL PRALINE/ CHARCOAL

—KNOTTY ALDER—



DESERT SAND/ COFFEE DESERT SAND/ SHADOW SESAME/ COFFEE SESAME/ SHADOW SESAME/ CHARCOAL



CASHEW/ COFFEE TOAST/ SHADOW TOAST/ CHARCOAL MISSION/ CHARCOAL PRALINE/ CHARCOAL

—MAPLE—



SESAME/ COFFEE CASHEW/ COFFEE



TOAST/ SHADOW

PAINT/ACCENT & PAINT/GLAZE FINISHES

Accent glaze is applied to the door only along profiles and edges where it is intended to be visible, to accent the details of the door. The base paint color is not affected. Accent glaze is an artistic, hand-applied finish technique that will exhibit subtle and unique variations. Glaze is applied over the paint to create a subtle wash of color that creates a brush-stroked look and tints the base paint color. Along profiles and corners, the glaze highlights and accentuates the details of the door. These finishes employ artistic, hand-applied finish techniques that exhibit subtle and unique variations.



PAINT/ -ACCENT-						
	WHITE/ PEWTER	DOVE/ PEWTER	LINEN WHITE/ PEWTER	DOVE/ STONE	PUTTY/ STONE	PEARL/ STONE
— PAINT/GLAZE —						
	WHITE/ PLATINUM	DOVE/ PLATINUM	LINEN WHITE/ PLATINUM	WHITE/ ESPRESSO	DOVE/ SABLE	PUTTY/ SABLE
	PUTTY/ ESPRESSO	CANVAS/ SABLE	ZINC/ SHADOW			

HERITAGE PAINT FINISHES

Available: Crestwood & Bria

This finish collection is designed to look like a family heirloom that has been refinished over time and reveals layers of color and hand-detailing. A stain color is applied before the paint and then corners and edges are chipped to reveal the underlying stain color. This artistic finish application will exhibit unique, subtle variations.



MAPLE & KNOTTY ALDER



K - MOREL/
PUTTY/
SABLE




J - CASHEW/
PEARL/
SHADOW



H - MOREL/
ZINC/
SHADOW



E - HAZELNUT/
STORM GRAY/
COFFEE



B - HAZELNUT/
BLACK/
SHADOW

WEATHERED FINISHES

Available: Crestwood & Bria

Reminiscent of softly weathered wood, our Weathered Finish Collection looks as if it has been exposed to years of sun, wind and rain. Our special finishing process raises the grain to expose swirls and patterns with a uniquely textured surface. The wood is then slightly distressed by hand to replicate age and wear. After staining, glaze is applied to highlight the grain and then lightly buffed on edges and around knots to reveal the stain color below. This artistic finish will exhibit unique, subtle variations.



-CHERRY-					
	A CASHEW/ PLATINUM	B CASHEW/ SHADOW	D CASHEW TONER/ SHADOW	E MOREL/ SHADOW	
	KNOTTY -ALDER-				
		A CASHEW/ PLATINUM	B CASHEW/ SHADOW	D CASHEW TONER/ SHADOW	E MOREL/ SHADOW
-RED OAK-					
		A CASHEW/ PLATINUM	B CASHEW/ SHADOW	D CASHEW TONER/ SHADOW	E MOREL/ SHADOW

HEIRLOOM/HEAVY HEIRLOOM

Available: Crestwood & Bria

This collection of stain/glaze finishes is hand-detailed to create an “antiqued” appearance with beautiful dimension and depth. Doors and drawers are distressed and detailed to create a time-worn appearance. Heavy Heirloom finishes are chiseled and rasped to create a more rustic appearance. This is an artistic, hand-detailed finish that will exhibit unique, subtle variations.








-CHERRY-				
	P TOAST/ SHADOW	Q TOAST/ CHARCOAL	R WHISKEY BARREL/ CHARCOAL	N MOREL/ CHARCOAL
KNOTTY -ALDER-				
	P TOAST/ SHADOW	Q TOAST/ CHARCOAL	R WHISKEY BARREL/ CHARCOAL	N MOREL/ CHARCOAL

PATINA/HEAVY PATINA Available: Crestwood & Bria

This collection is hand-detailed to create an “antiqued” appearance with beautiful dimension and depth. Doors and drawers are distressed, glazed and detailed, and corners are “shaded” to create a time-worn appearance. Heavy Patina finishes are chiseled and rasped to create a more rustic appearance. This is an artistic, hand-detailed finish that will exhibit unique, subtle variations.



-CHERRY-			
	E MISSION/ SHADOW	G CAPPUCCINO/ SHADOW	H MOREL/ SHADOW
KNOTTY -ALDER-			
	E MISSION/ SHADOW	G CAPPUCCINO/ SHADOW	H MOREL/ SHADOW